

John Clifford Primary School

Key Stage 2 SATs

(Statutory Assessment Tests)

Monday 13th May – Thursday 16th May 2024

Parent and Carer Information

Powerpoint presented to parents and carers on 6th Feb 2024

What are SATs?

Key Stage 2 SATs (Statutory Assessment Tests) take place nationally in the week commencing 13th May 2024 and will be taken by all Year 6 children.

- Year 6 SATs take place in a formal exam situation and the papers are sent off to be externally marked, though Year 6 writing is assessed by the teachers within the school.
- The results are used to report back to parents and the government.
- At John Clifford, SATs results are sent out with reports to parents in July.
- Since 2015, the SATs tests have changed to fit in with the curriculum, and reporting to parents of test results is now done as a Standardised Score. A standardised score of 100 is the 'Age Related Expectation'; standardised scores vary between 80 and 120.
- Year 6 SATs are NOT used to determine secondary school entry.

The Tests

Key Stage 2 SATs (Statutory Assessment Tests) take place nationally in the week commencing 13th May 2024

Date

Monday 13th May 2024

Tuesday 14th May 2024

Wednesday 15th May 2024

Thursday 16th May 2024

Test

English Punctuation and Grammar (45 minutes) and Spelling (15 minutes)

English Reading (60 mins)

Mathematics papers 1 and 2 (30 minutes Arithmetic, 40 minutes Reasoning)

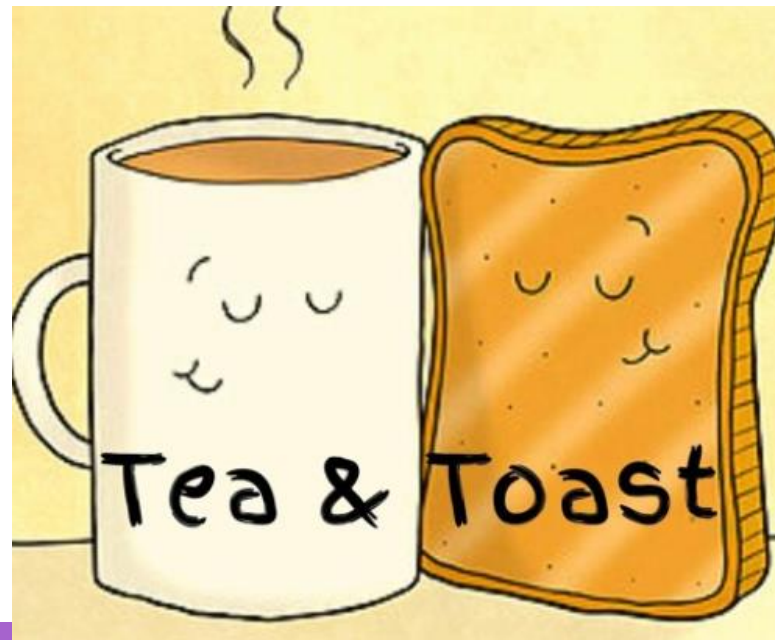
Mathematics paper 3 (40 mins Reasoning)

chapter
menu

next
page

Y6 SATS Tea and Toast Club

- This will take place in the dinner hall (next to the kitchen) during SATs week before school.
- It gives children the chance to relax and get some extra breakfast before the day.
- Full details will be sent out nearer the SATs.



How to Help Your Child

- First and foremost, support and reassure your child that they should always just try their best. Praise and encourage!
- We are already offering extra support in school; every day counts. Please make sure that your child's attendance is as good as possible.
- Support your child with the Reading, Maths and Spelling homework tasks set each week. These will be set on Fridays with work expected to be returned each Wednesday.
- Reading, spelling and arithmetic (i.e. calculations) are always good to practise. Please ask at Parents' Evening if you want any specific pointers of what your child needs to practise.
- Talk to your child about what they have learnt at school and what book(s) they are reading (the character, the plot, their opinion).
- If you want to support with further specific SATs practice, there are many specific revision guides available with SATs-style questions (search for 'Key Stage 2 / KS2 / Year 6 SATs')



chapter
menu

next
page

During SATs week – May 13th-16th

- TEA & TOAST CLUB:
 - The Year 6 staff will be running a before-school SATs club on the four days of the tests in May.
 - This has previously helped to settle children's nerves and give everyone a chance to socialise and have a snack prior to the tests.
 - We'll let you know the exact format and timings of the club nearer the time.
- ABSENCES
 - It is essential that your child attends school on these days; please call the school immediately or speak to one of the team if your child is ill during this week.
 - You must not book any holidays or appointments during SATS week.
- SLEEP AND WELLBEING
 - Sleep improves everybody (including the teachers!) Please make sure that your child gets to bed on time during this week.
 - We'll be running lighter activities in the afternoons, and have some exciting post-SATs projects planned.

Test Question Examples

The following slides contain a number of examples of SATs test questions.

Many more examples can be found on the internet and in SATs revision guides.

chapter
menu

next
page

Grammar, Punctuation & Spelling

- A spelling test is administered containing 20 words, which lasts approximately 15 minutes.
- A separate test is given on grammar, punctuation and vocabulary.
- This test lasts for 45 minutes and requires short answer questions including some multiple choice.
- Marks for these two tests are added together to give a total for grammar, punctuation and spelling.

chapter
menu

next
page

Sample Questions

Grammar, Punctuation and Spelling Paper 1

40

Tick one box in each row to show whether the sentence is written in the **active voice** or the **passive voice**.

Sentence	Active	Passive
Otters live in clean rivers.		
Fish are eaten by otters.		
Usually, otters are playful creatures.		

chapter
menu

next
page

Reading

- The reading test consists of a single test paper with three unrelated reading texts. Children are given 60 minutes in total, which includes reading the texts and answering the questions.
- A total of 50 marks are available.
- Questions are designed to assess the comprehension and understanding of a child's reading.
- During the reading paper, a child's inference and deduction skills are thoroughly tested. They will also be expected to answer questions on authorial choices: explaining why an author has chosen to use particular vocabulary, grammar and text features.
- Some questions are multiple choice or selected response; others require short answers and some require an extended response or explanation.

chapter
menu

next
page

Sample Questions

Reading Paper

27

Look at the paragraph beginning: *One of the victims...*

What does the word *invaders* suggest about the humans arriving on Mauritius?

1 mark

chapter
menu

next
page

Sample Questions

Reading Paper

15

(a) What evidence is there of Martine being stubborn in the way she behaved with her grandmother?

Give **two** points.

1. _____

2. _____

2 marks

chapter
menu

next
page

Mathematics


- Children will sit three tests: paper 1, paper 2 and paper 3.
- Paper 1 is for arithmetic lasting for 30 minutes, covering calculation methods for all operations, including use of fractions, percentages and decimals.
- Questions gradually increase in difficulty. Not all children will be expected to access some of the more difficult questions later in the paper.
- Papers 2 and 3 cover problem solving and reasoning, each lasting for 40 minutes.
- Pupils will still require calculation skills but will need to answer questions in context and decide what is required to find a solution.

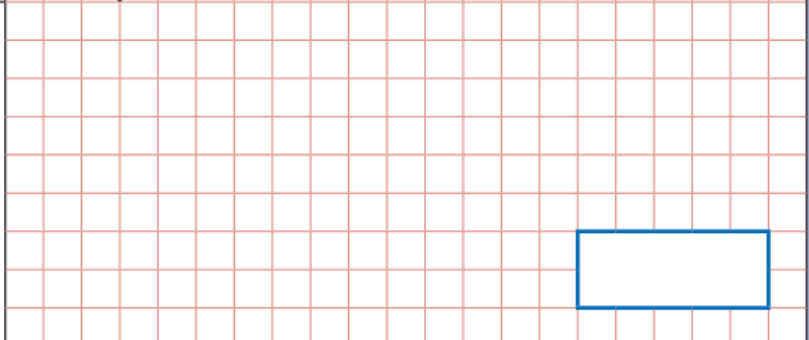
chapter
menu

next
page

Sample Questions

Maths Paper 1: Arithmetic

14	$3.005 + 6.12 =$	<input type="checkbox"/>
		

32	$43 \overline{) 1118}$	<input type="checkbox"/>
		

chapter
menu

next
page

Sample Questions

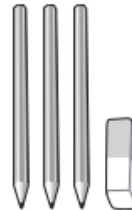
Maths Paper 2 / Paper 3 : Reasoning

9

6 pencils cost £1.68

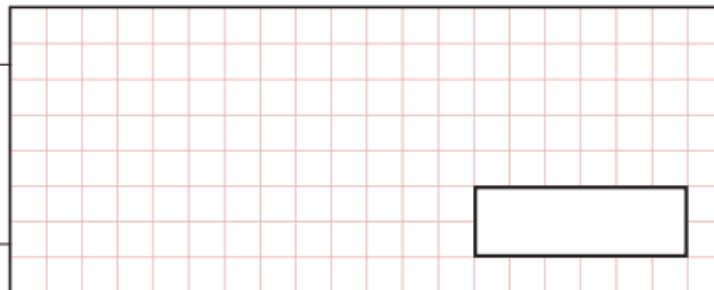


3 pencils and 1 rubber cost £1.09



What is the cost of 1 rubber?

Show
your
method



2 marks

chapter
menu

next
page

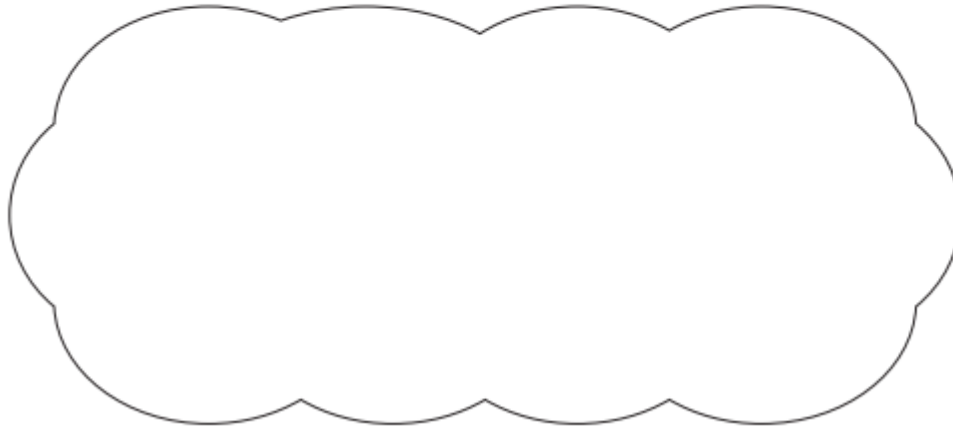
Sample Questions

Maths Paper 2 / Paper 3 : Reasoning

21

$$5,542 \div 17 = 326$$

Explain how you can use this fact to find the answer to 18×326



1 mark

chapter
menu

next
page

How to Help Your Child with Reading

- Listening to your child read can take many forms.
- First and foremost, focus developing an enjoyment and love of reading.
- Enjoy stories together – reading stories to your child at KS1 and KS2 is equally as important as listening to your child read.
- Read a little at a time but often, rather than rarely but for long periods of time!
- Talk about the story before, during and afterwards – discuss the plot, the characters, their feelings and actions, how it makes you feel, predict what will happen and encourage your child to have their own opinions.
- Look up definitions of words together – you could use a dictionary, the Internet or an app on a phone or tablet.
- All reading is valuable – it doesn't have to be just stories. Reading can involve anything: fiction, non-fiction, poetry, newspapers, magazines, football programmes and TV guides.
- Visit the local library - it's free!

chapter
menu

next
page

How to Help Your Child with Writing

- Practise and learn weekly spelling lists – make it fun!
- Encourage opportunities for writing such as letters to family or friends, shopping lists, notes or reminders, stories and poems.
- Write together – be a good role model for writing.
- Encourage use of a dictionary to check spelling and a thesaurus to find synonyms and expand vocabulary.
- Remember that good readers become good writers! Identify good writing features when reading (e.g. vocabulary, sentence structure and punctuation).
- Show your appreciation: praise and encourage, even for small successes!

chapter
menu

next
page

How to Help Your Child with Maths

- Complete SATS homework set weekly (set Friday, due back Weds)
- Play times tables games and take part in TT Rockstars.
- Play mental maths games including counting in different amounts, forwards and backwards.
- Encourage opportunities for telling the time.
- Encourage opportunities for counting coins and money; finding amounts or calculating change when shopping.
- Practice calculation skills.
- Identify, weigh or measure quantities and amounts in the kitchen or in recipes.
- Play games involving numbers or logic, such as dominoes, card games, darts, draughts and chess.

chapter
menu

next
page